

***Summary of Data from
Perch Lake Bass Challenge
2008 - 2011***

October 2011

Brian Jackson
Atikokan Area Office
Fort Frances District
Ontario Ministry of Natural Resources

Introduction

This was the fourth year of the Perch Lake Bass Challenge Tournament (www.perchlakebass.com). The 2011 tournament had 32 teams of 2 people per team and was held on Perch, Chub, Banning and Calm Lake on Sept 4, 2011.

The tournament was based on Perch Lake. Perch Lake (691 ha.) is part of the Seine Chain of lakes which includes Chub Lake (255 ha.), Banning Lake (257 ha.), and Calm Lake (2460 ha.). These lakes create a chain of approximately 30 km from Perch Lake at the east end of the chain to the far end of Calm Lake.

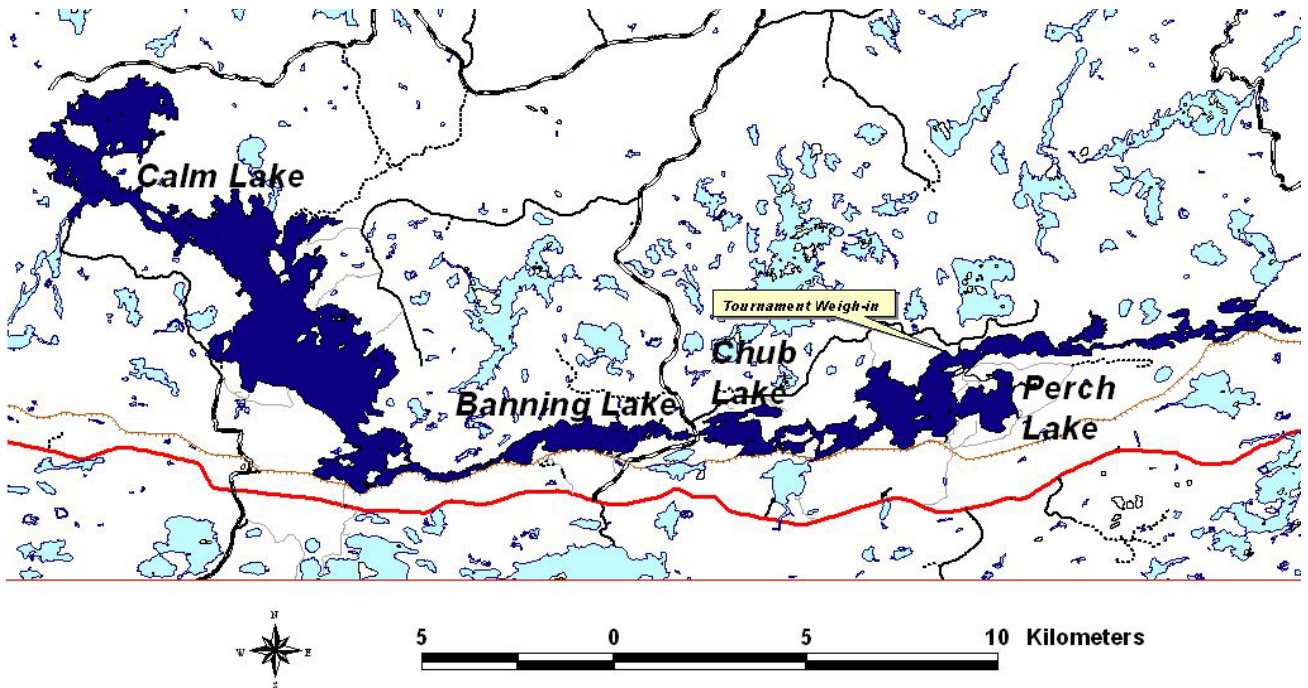


Figure 1. The lakes fished during the tournament & the weigh-in location.

Results

A total of 32 teams competed in the 2011 Perch Lake Bass Challenge. Out of all the teams, 50% (16 teams) had the total limit allowed (5 fish) which was much higher than the previous two years (Figure 2). Interestingly, the number of people who weighed few fish (i.e. 2 or less) has remained relatively constant over the past four years while the number of people who weighed 3 fish declined to 0 in 2011 as the numbers who weighed 4 or 5 fish increased. The average number of fish per team increased as well from previous years last year (4.1 in 2011 vs. an average of 3.5 from 2008-2010). Air temperatures recorded in Atikokan for the day of the tournament ranged from a minimum of 3.6°C and a maximum of 15.2°C, much cooler than 2009 temperatures (13.5°C minimum and 25.1°C maximum) and similar to 2008 conditions.

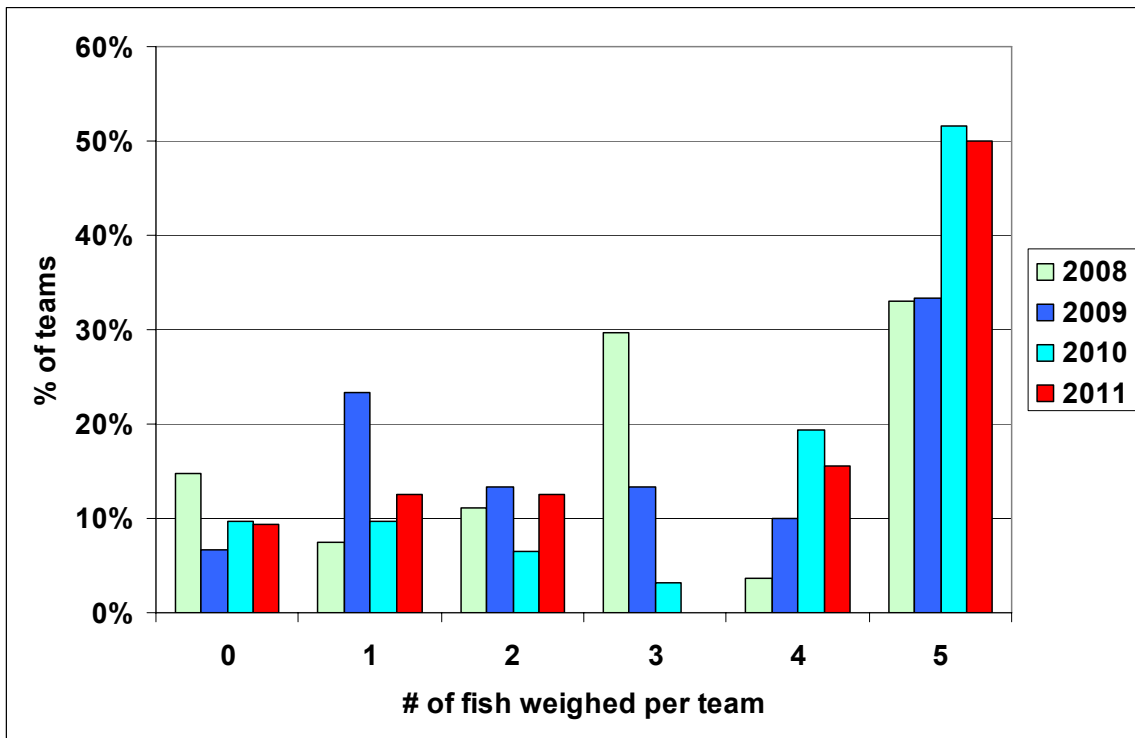


Figure 2. Number of fish weighed in per team at the Perch Lake Bass Challenge between 2008 and 2011.

Tournament Weigh-in Data

Table 1. Number and size of smallmouth bass weighed at the 2008-2011 Perch Lake Bass Challenge.

Year	# of teams	# of fish	average weight (lbs)	average weight (kg)	total weight of bass weighed (lbs)	total weight of bass weighed (kg)
2008	27	81	1.73	0.78	140	64
2009	30	89	1.78	0.81	159	72
2010	31	114	2.12	0.96	242	110
2011	32	112	2.08	0.94	233	106

The average weight of bass weighed in 2011 at 0.94 kg (2.08 lbs) was similar to 2010 (0.96 kg or 2.12 lbs) and larger than in previous years by about more than 150g (~0.5 lb) (Figure 1). The Perch Lake tournament bass were larger than those caught in the Dashwa/Crowrock/ Turtle tournament between 1994 & 2007, where the average size was 0.67 kg (1.5lbs), ranging from 0.48 kg – 0.77 kg (1.1 – 1.7lbs). The bass from Perch Lake were smaller but starting to approach the size of bass caught in the Atikokan Bass Classic on Marmion Lake, where the average size for 2008 to 2011 ranged from 1.19 -1.32 kg (2.6 – 2.9 lbs). The Perch Lake tournament bass are also approaching the size of bass weighed at the Fort Frances Bass Classic on Rainy Lake, where average weights ranged from 0.95-1.32 kg (2.1 – 2.9 lbs) between 1995 and 2009.

In spite of the general increase of average size, the weight of bass weighed as part of the winning catch in 2011 averaged 1.28 kg (2.8 lbs) which was actually the lowest of the last four years (average of 1.43 kg (3.1 lbs) between 2008 and 2010). To place in the top 3 teams in 2011, anglers need to have bass that average around 1.28 kg (2.8 lbs). In the 2011 Atikokan Bass Classic on Marmion Lake, the average weight of bass of the winning team was about 700 g (1.5 lbs) larger at 1.95 kg (4.3 lbs).

The largest bass weighed in the 2011 was 2.06 kg (4.5 lbs), about 700 g (1.5 lbs) smaller than the largest bass in 2010 which was 2.70 kg (5.95 lbs) and was also the largest bass ever weighed in at the tournament. The largest bass weighed in at the 2011 Atikokan Bass Classic on Marmion Lake was larger at 2.81 kg (6.2 lbs).

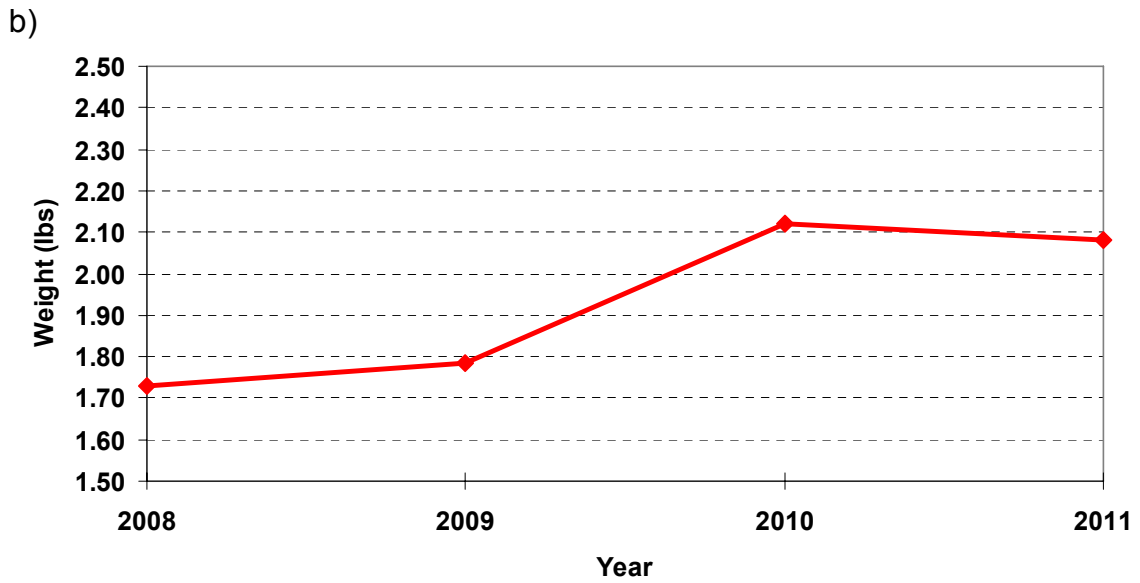
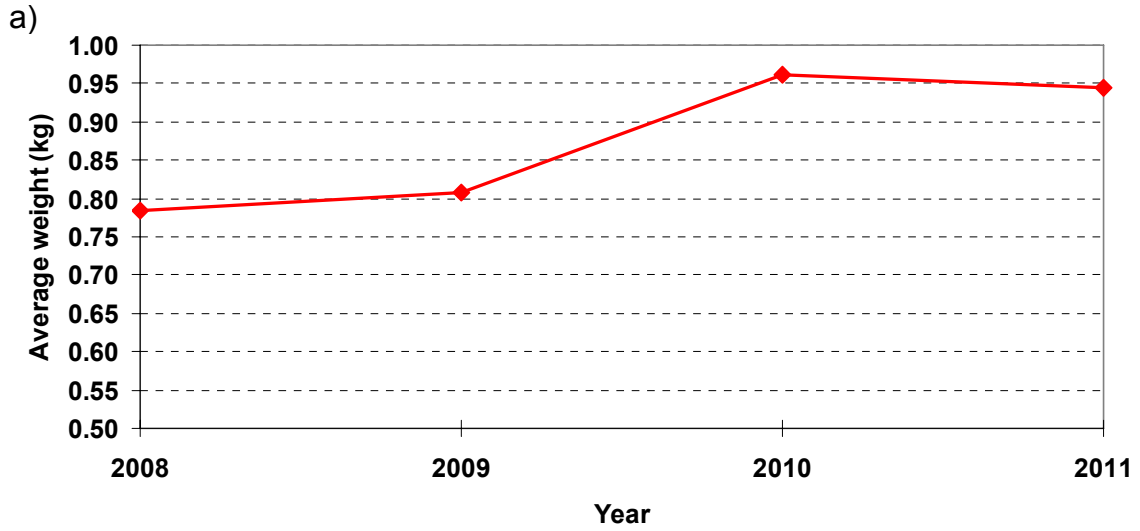


Figure 2. Average weight of smallmouth bass weighed in a) kilograms and b) pounds at the Perch Lake Bass Challenge – 2008-2011.