

***Summary of Data from
Perch Lake Bass Challenge
2008 - 2010***

September 2010

Brian Jackson
Atikokan Area Office
Fort Frances District
Ontario Ministry of Natural Resources

Introduction

This was the third year of the Perch Lake Bass Challenge Tournament (www.perchlakebass.com). The 2010 tournament had 31 teams of 2 people per team and was held on Perch, Chub, Banning and Calm Lake on Sept 4, 2010.

The tournament was based on Perch Lake. Perch Lake (691 ha.) is part of the Seine Chain of lakes which includes Chub Lake (255 ha.), Banning Lake (257 ha.), and Calm Lake (2460 ha.). These lakes create a chain of approximately 30 km from Perch Lake at the east end of the chain to the far end of Calm Lake.

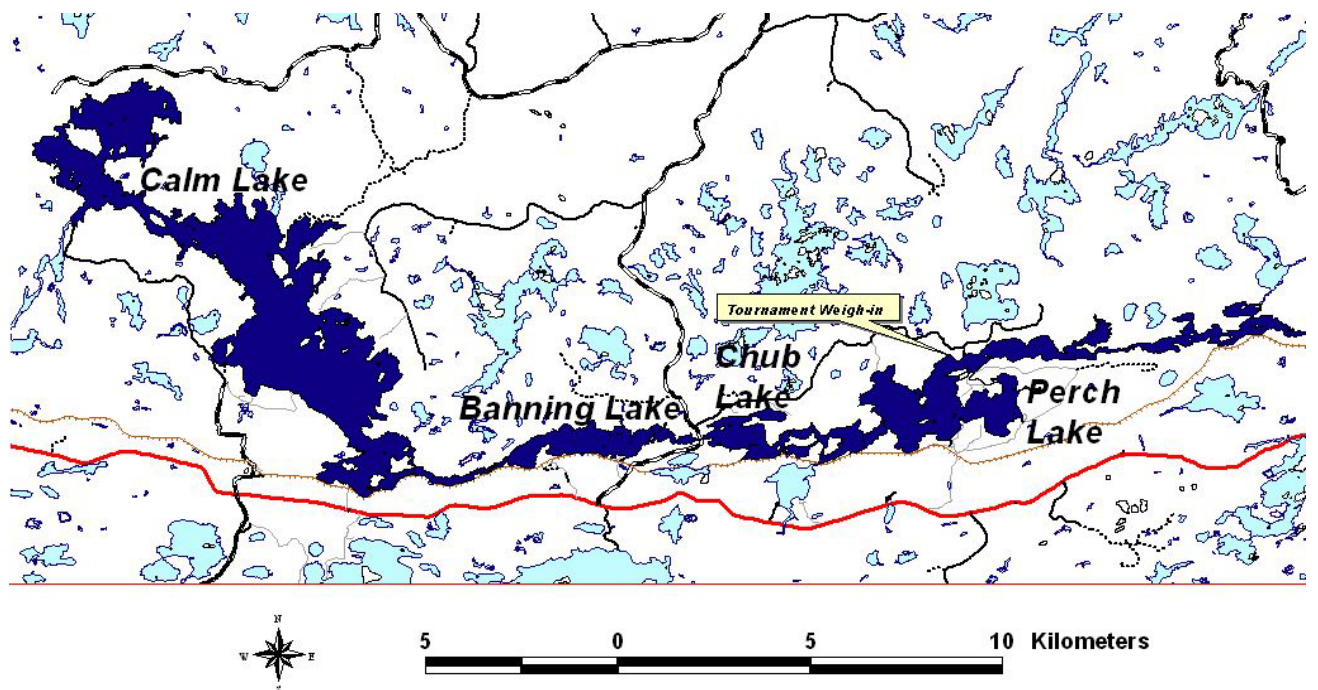


Figure 1. The lakes fished during the tournament & the weigh-in location.

Results

A total of 31 teams competed in the 2010 Perch Lake Bass Challenge. Out of all the teams, 52% (16 teams) had the total limit allowed (5 fish) which was much higher than the previous two years (Figure 2). The average number of fish per team increased as well from previous years last year (4.2 in 2010 vs. 3.3 in 2009 and 3.0 in 2008). Air temperatures recorded in Atikokan for the day of the tournament ranged from a minimum of 3.6°C and a maximum of 15.2°C, much cooler than 2009 temperatures (13.5°C minimum and 25.1°C maximum) and similar to 2008 conditions.

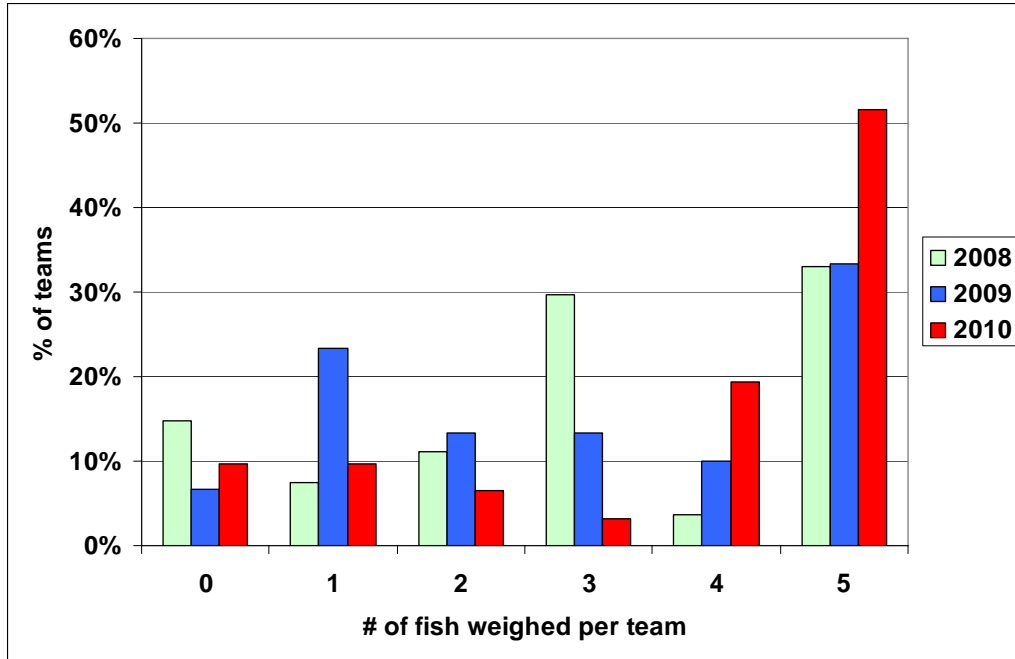


Figure 2. Number of fish weighed in per team at the Perch Lake Bass Challenge between 2008 and 2010.

Tournament Weigh-in Data

Table 1. Number and size of smallmouth bass weighed at the 2008-2010 Perch Lake Bass Challenge.

Year	# of teams	# of fish	total weight (lbs)	average weight (lbs)	average weight (kg)
2008	27	81	140	1.73	0.78
2009	30	89	159	1.78	0.81
2010	31	114	242	2.12	0.96

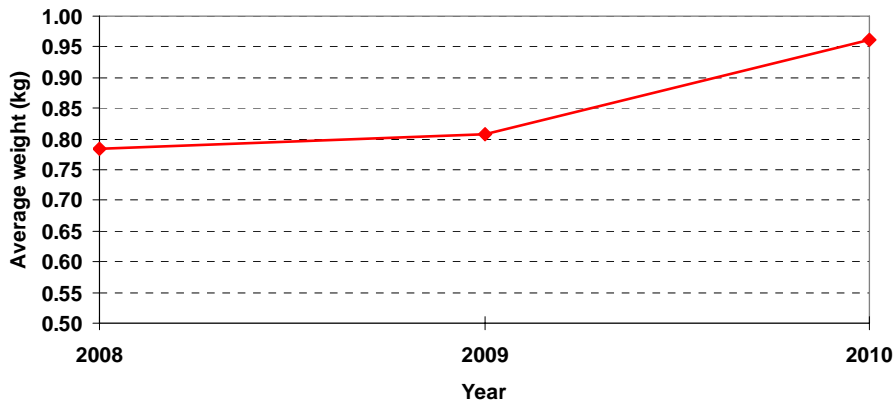
The average weight of bass weighed in 2010 at 0.96 kg (2.12 lbs) was larger than in previous years by about more than 150g (~0.5 lb) (Figure 1). The Perch Lake tournament bass were larger than those caught in the Dashwa/Crowrock/Turtle tournament between 1994 & 2007, where the average size was 0.67 kg (1.5lbs), ranging from 0.48 kg – 0.77 kg (1.1 – 1.7lbs). The bass from Perch Lake

were smaller but starting to approach the size of bass caught in the Atikokan Bass Classic on Marmion Lake, where the average size for 2008 to 2010 ranged from 1.19-1.32 kg (2.6 – 2.9 lbs). The Perch Lake tournament bass are also approaching the size of bass weighed at the Fort Frances Bass Classic on Rainy Lake, where average weights ranged from 0.95-1.32 kg (2.1 – 2.9 lbs) between 1995 and 2009.

The weight of bass weighed as part of the winning catch in 2010 averaged 1.56 kg (3.5 lbs), an increase from previous values of 1.40 kg (3.07 lbs) in 2009 and 1.47 kg (3.23 lbs) in 2008. To place in the top 3 teams, anglers need to have bass that average around 1.45 kg (3.2 lbs). In the 2010 Atikokan Bass Classic on Marmion Lake, the average weight of bass of the winning team was about 200g (0.4 lbs) larger at 1.74kg (3.8 lbs).

The largest bass weighed in the 2010 was 2.70 kg (5.95 lbs) over a pound larger than the largest bass in 2009 which was 1.87 kg (4.12 lbs). The largest bass weighed in at the 2010 Atikokan Bass Classic on Marmion Lake was smaller at 2.38 kg (5.25 lbs).

a)



b)

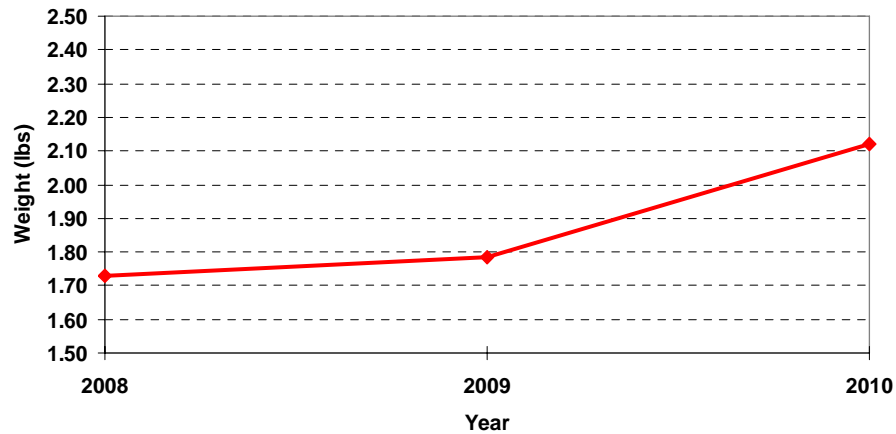


Figure 2. Average weight of smallmouth bass weighed in a) kilograms and b) pounds at the Perch Lake Bass Challenge – 2008-2010